

HeatGuard Solar HF

Description

RMC's *HeatGuard Solar HF* is a High Flow tempering valve that mixes hot water with cold water to deliver tempered water at a constant temperature throughout an entire house, building or system.

The *HeatGuard Solar HF* is suitable for high flow, large capacity applications and for low pressure environments. *HeatGuard Solar HF* has been specially engineered to withstand the extreme thermal demands of solar heating applications. The *HeatGuard Solar HF* is suited for low pressure, high flow environments such as gravity fed and tank supplied solar water heater installations.

HeatGuard Solar HF is available in a 20 mm configuration.



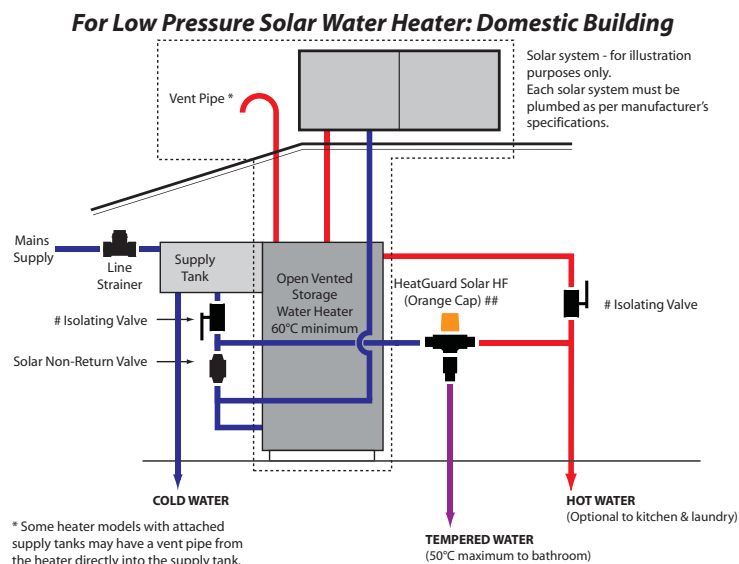
Features and Benefits

- ❖ High thermal endurance
 - » Will endure the extreme temperatures present in solar installations
- ❖ High Flow design
 - » Designed especially for use on high flow, large capacity systems with reduced head loss
- ❖ Union Connections
 - » Valve easy to install and easy to remove for servicing of strainers
- ❖ Performance
 - » More accurate control of outlet temperature – safer installations
- ❖ Strainers upstream of checks
 - » Protects valve and check valves from impurities in the water supply
- ❖ Tamper-proof adjustment
 - » Special adjuster key eliminates chances of accidental adjustment
- ❖ Dezincification resistant
 - » Meets Australian Standard for potable water supply
- ❖ Individually tested and calibrated
 - » Every valve is tested to ensure higher quality and performance

Application

RMC's *HeatGuard Solar HF* is a High Flow tempering valve for use in solar hot water distribution systems. Fitting the valve at the hot water source ensures the delivery of constant temperature hot water throughout the system.

DO NOT USE on steam supplied systems.



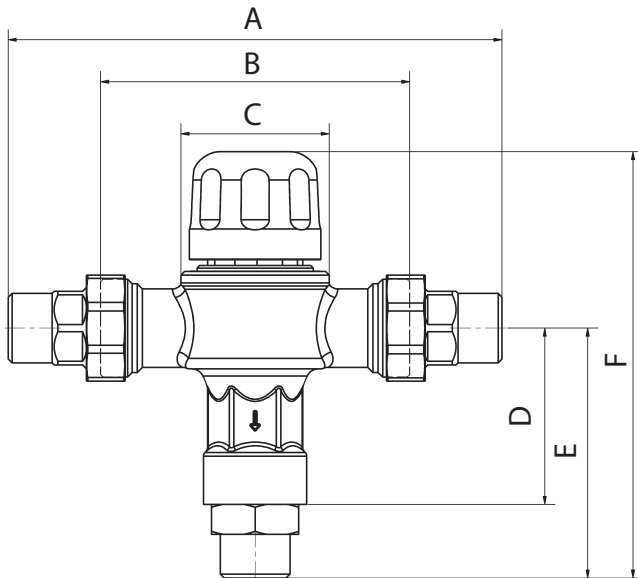
HeatGuard Solar HF

Specifications

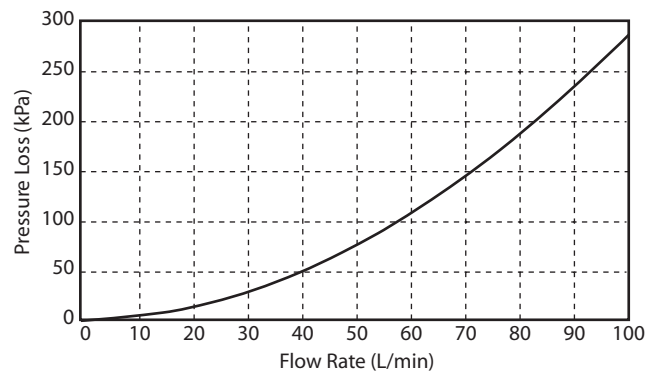
Cold water supply temperature:	5° C - 30° C
Hot water supply temperature:	60° C - 99° C ¹
Optimum outlet temperature range:	40° C - 50° C ²
Set temperature:	Must be commissioned on site to achieve desired outlet temperature
Accuracy of outlet temperature:	±3° C - tested to AS4032.2 between 40° C and 50° C
Minimum temperature differential (between hot supply and outlet temperature):	15° C ³
Supply pressure, static:	1600 kPa maximum
Minimum flow rate:	4 litres/min.

Notes:

- AS3500.4.2 Clause 1.6 requires the minimum hot water storage temperature to be 60° C.
- For applications outside of the requirements of AS3500 and AS4032.2, it is possible to set the valve as high as 55° C or as low as 35° C depending on site conditions.
- This is the minimum difference required to ensure shut-off of outlet flow in the event of cold supply failure in accordance with AS4032.2, providing the valve is set between 40° C and 50° C.



Flow Characteristics



NOTE: The HeatGuard Solar HF can deliver a flow rate approximately twice that of the standard HeatGuard 20mm.

Dimensions

Valve Size	A	B	C	D	E	F
DN20 (¾" BSP Male inlets, ¾" BSP Female outlet)	191	120	57	68	97	166

Materials

Body:	Cast gunmetal
Internal Components:	DZR Brass
Seals:	Viton
Springs:	Stainless steel
Piston:	Polysulfon
Fittings:	DZR brass
Strainers:	Stainless Steel
Non-Return Cartridges:	PPO-GF (Noryl®)

Product Notes

- It is important that the cold and hot supply line pressures are as close to equal as possible to ensure optimum performance of this valve.

Catalogue Number

Model	Catalogue Number
HeatGuard Solar HF	MIX11511